
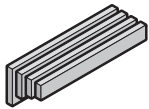




Busbar system (185 mm)

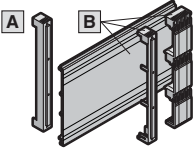
Busbar support			
			
Number of poles	Packs of	3-pole	Page
Bar centre distance mm		185	
Model No.	2 pc(s).	9677.500	12

Busbars E-Cu, length: 2400 mm/bar				
	Dimensions mm	Packs of	Model No.	Cat. 34, page
	40 x 10	3 pc(s).	3587.000	252
	60 x 10	2 pc(s).	3589.005	252
	80 x 10	1 pc(s).	3590.005	252
	100 x 10	1 pc(s).	3590.015	252
	120 x 10	1 pc(s).	3590.020	

Accessories			
Busbar connector		see page	19

System attachment				
	For enclosure width mm	Packs of	Model No.	Page
	600	1 pc(s).	9677.510	19
	800	1 pc(s).	9677.520	19
	1000	1 pc(s).	9677.530	19
	1200	1 pc(s).	9677.540	19

Also required				
TS punched section w. mounting flange, 17 x 73 mm				
	For enclosure depth mm	Packs of	Model No.	Cat. 34, page
	500	4 pc(s).	8612.150	606
	600	4 pc(s).	8612.160	606
	800	4 pc(s).	8612.180	606

Contact hazard protection					
	Components	For enclosure width mm	Packs of	Model No.	Page
	A End covers l/r	–	2 pc(s).	9677.600	20
	B Cover plate, contact hazard protection (cover section, base tray, trim section)	600	1 pc(s).	9677.550	20
		800	1 pc(s).	9677.560	20
		1000	1 pc(s).	9677.570	20
		1200	1 pc(s).	9677.580	20