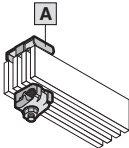
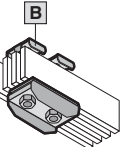
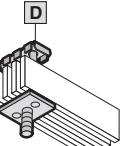
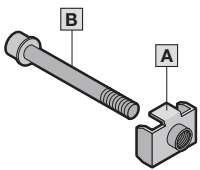

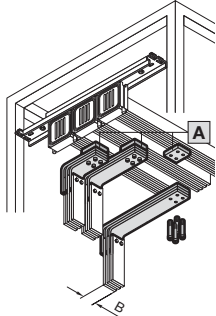


System components

Connection system	Flat-PLS 60		Flat-PLS 100	
	Model No.		Model No.	
	A Direct connection terminal for Flat-PLS For the direct connection of round conductors.			
	For round conductors	Screw	Packs of	
	95 – 300 mm ² re/rm	¹⁾	1 pc(s).	
			9676.730	9676.730
¹⁾ Must be ordered additionally according to the busbar width B (length = B + 60 mm, screw connections, see page 273)				
	B Connection plates for laminated copper bars , including assembly parts (excluding screws)			
	For busbar width mm	Screw	Packs of	
	2 x 10 x 32 x 1	¹⁾	1 pc(s).	
	2 x 10 x 63 x 1	¹⁾	1 pc(s).	
2 x 10 x 100 x 1	¹⁾	1 pc(s).		
¹⁾ Must be ordered additionally according to the busbar width B (length = B + 50 mm, screw connections, see page 273)				
	C Connection plates with bolts M10 , including assembly parts (excluding screws)			
	Terminal studs	Screw	Packs of	
	M10	¹⁾	1 pc(s).	
			9676.710	9676.710
¹⁾ Must be ordered additionally according to the busbar width B (length = B + 40 mm, screw connections, see page 273)				
	D Connection plates with bolts M12 , including assembly parts (excluding screws)			
	Terminal studs	Screw	Bolt length mm	Packs of
	M12	¹⁾	30	1 pc(s).
			9676.700	9676.700
¹⁾ Must be ordered additionally according to the busbar width B (length = B + 20 mm, screw connections, see page 273)				
	A Claw with threaded insert M10			
	Threaded insert		Packs of	
	M10		8 pc(s).	
			9676.832	9676.832
	B Screw connections			
	Screw design		Packs of	
	M10 x 60		8 pc(s).	
	M10 x 70		8 pc(s).	
	M10 x 80		8 pc(s).	
	M10 x 90		8 pc(s).	
	M10 x 100		8 pc(s).	
	M10 x 110		8 pc(s).	
	M10 x 120		8 pc(s).	
	M10 x 130		8 pc(s).	
	M10 x 140		8 pc(s).	
M10 x 150		8 pc(s).		
M10 x 160		8 pc(s).		
M10 x 170		8 pc(s).		
M10 x 190		8 pc(s).		
		9676.819	9676.819	
	A Claw with threaded insert M8 for NH slimline fuse-switch disconnectors, size 00 For mounting NH slimline fuse-switch disconnectors size 00 on Flat-PLS bar systems with 185 mm centre-to-centre spacing. Note: M8 screws (zinc-plated and passivated, strength 8.8, length: busbar width + 20 mm) are additionally required. Screws are not included with the supply.			
	Threaded insert		Packs of	
	M8		3 pc(s).	
		9676.831	9676.831	
	A Contact makers E-Cu for contacting the connection brackets to the Flat-PLS busbars.			
	For busbar width (B) mm	Screw	No. of strands per conductor	Packs of
	60	¹⁾	2	1 pc(s).
	60	¹⁾	3 or 4	1 pc(s).
	80	¹⁾	2	1 pc(s).
	80	¹⁾	3 or 4	1 pc(s).
	100	¹⁾	2	1 pc(s).
100	¹⁾	3 or 4	1 pc(s).	
		9676.526	9676.526	
		9676.546	9676.546	
		9676.528	9676.528	
		9676.548	9676.548	
		9676.520	9676.520	
		9676.540	9676.540	

¹⁾ Must be ordered additionally according to the busbar width B (screw connections, see page 273).
 Screw length = (no. of strands x 10 mm) + bar width of main busbar + 40 mm.
 No. of screws per bracket:
 – with 2 strands per conductor of the main busbar system: 2 pc(s).
 – with 3/4 strands per conductor of the main busbar system: 4 pc(s).