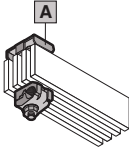
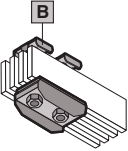
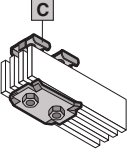
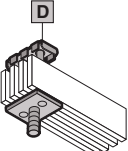
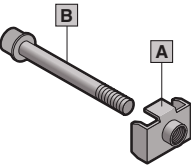


# Busbar systems Flat-PLS

## System components

Connection system	Flat-PLS 60		Flat-PLS 100		
	Model No. SV		Model No. SV		
   	<b>A Direct connection terminals</b> for Flat-PLS For the direct connection of round conductors 95 – 300 mm <sup>2</sup> (single-wire or multi-wire).				
	For round conductors	Screw	Packs of		
	95 – 300 mm <sup>2</sup> RE/RM	<sup>1)</sup>	1	<b>9676.730</b>	<b>9676.730</b>
	<sup>1)</sup> Must be ordered additionally according to the busbar width B (length = B + 60 mm, screw connections, see page 335).				
	<b>B Connection plates for laminated copper bars</b> , incl. assembly parts (excluding screws)				
	For busbar width mm	Screw	Packs of		
	2 x 10 x 32 x 1	<sup>1)</sup>	1	<b>9676.747</b>	<b>9676.747</b>
	2 x 10 x 63 x 1	<sup>1)</sup>	1	<b>9676.748</b>	<b>9676.748</b>
	2 x 10 x 100 x 1	<sup>1)</sup>	1	<b>9676.749</b>	<b>9676.749</b>
	<sup>1)</sup> Must be ordered additionally according to the busbar width B (length = B + 50 mm, screw connections, see page 335).				
<b>C Connection plates with bolts M10</b> , incl. assembly parts (excluding screws)					
Terminal studs	Screw	Packs of			
M10	<sup>1)</sup>	1	<b>9676.710</b>	<b>9676.710</b>	
2 x M10	<sup>1)</sup>	1	<b>9676.714</b>	<b>9676.714</b>	
<sup>1)</sup> Must be ordered additionally according to the busbar width B (length = B + 40 mm, screw connections, see page 335).					
<b>D Connection plates with bolts M12/M16</b> , incl. assembly parts (excluding screws)					
Terminal studs	Screw	Bolt length mm	Packs of		
M12	<sup>1)</sup>	30	1	<b>9676.700</b>	<b>9676.700</b>
M16	<sup>1)</sup>	30	1	<b>9676.704</b>	<b>9676.704</b>
<sup>1)</sup> Must be ordered additionally according to the busbar width B (length = B + 20 mm, screw connections, see page 335).					
	<b>A Claw with threaded insert M10</b>				
	Nut		Packs of		
	M10		8	<b>9676.832</b>	<b>9676.832</b>
	<b>B Screw connections</b>				
	Screw design		Packs of		
	M10 x 60		8	<b>9676.806</b>	<b>9676.806</b>
	M10 x 70		8	<b>9676.807</b>	<b>9676.807</b>
	M10 x 80		8	<b>9676.808</b>	<b>9676.808</b>
	M10 x 90		8	<b>9676.809</b>	<b>9676.809</b>
	M10 x 100		8	<b>9676.810</b>	<b>9676.810</b>
	M10 x 110		8	<b>9676.811</b>	<b>9676.811</b>
	M10 x 120		8	<b>9676.812</b>	<b>9676.812</b>
	M10 x 130		8	<b>9676.813</b>	<b>9676.813</b>
	M10 x 140		8	<b>9676.814</b>	<b>9676.814</b>
	M10 x 150		8	<b>9676.815</b>	<b>9676.815</b>
	M10 x 160		8	<b>9676.816</b>	<b>9676.816</b>
	M10 x 170		8	<b>9676.817</b>	<b>9676.817</b>
M10 x 190		8	<b>9676.819</b>	<b>9676.819</b>	