


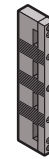

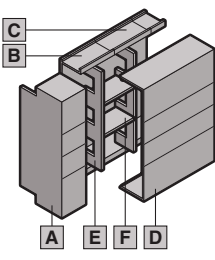


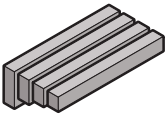
RiLine60 busbar systems up to 800 A (60 mm)

Flat copper bar system

Busbar support										
										
								30 x 10 PLUS		
No. of poles/bar centre distance	Packs of	3-pole/60 mm			4-pole/60 mm		Page			
Model No. SV	4	9340.010	9340.000	9340.050	9340.004	9342.014				

Also required										
Spacer when using busbars 12 x 5/10 mm										
Model No. SV	12	9340.090	9340.090	-	9340.090	-	310			

Contact hazard protection										
	Components	Length mm	Approvals	Packs of	Model No. SV			Model No. SV		Page
	A End cover	-	UL	2	9340.070	9340.070	9340.070	9340.074	9342.074	-
	B Base tray	500	UL	2	-	9340.100	9340.100	-	-	315
		700	UL	2	-	9340.110	9340.110	-	-	315
		900	UL	2	-	9340.120	9340.120	-	-	315
		1100	UL	2	-	9340.130	9340.130	9340.134	9342.134	315
		2400	-	1	-	9340.170	-	-	-	315
	C Base tray infill	100	UL	2	-	9340.140	9340.140	-	-	315
D Cover section	700	UL	2	-	9340.200	9340.200	-	-	315	
	1100	UL	2	-	9340.210	9340.210	9340.214	9340.214	315	
E Support panel	-	UL	5	-	9340.220	9340.220	9340.224	9340.224	315	
F Cross members	160	-	2	-	-	9340.230	-	-	315	

Busbars E-Cu; length: 2400 mm/bar											
	Dimensions mm	Max. rated current acc. to		Approvals	Packs of	Model No. SV			Model No. SV		Page
		DIN EN	UL 508								
	12 x 5	210 A	-	RU	6	3580.000	3580.000	3580.000	3580.000	-	311
	12 x 10	340 A	-	RU	6	3580.100	3580.100	3580.100	3580.100	-	311
	15 x 5	260 A	175 A	RU	6	3581.000	3581.000	3581.000	3581.000	-	311
	15 x 10	360 A	350 A	RU	6	3581.100	3581.100	3581.100	3581.100	-	311
	20 x 5	319 A	230 A	RU	6	3582.000	3582.000	3582.000	3582.000	-	311
	20 x 10	497 A	465 A	RU	6	3585.000	3585.000	3585.000	3585.000	-	311
	25 x 5	384 A	290 A	RU	6	3583.000	3583.000	3583.000	3583.000	-	311
30 x 5	447 A	350 A	RU	6	3584.000 ¹⁾	3584.000 ¹⁾	3584.000 ¹⁾	3584.000 ¹⁾	-	311	
30 x 10	800 A	700 A	RU	6	3586.000 ¹⁾	3586.000 ¹⁾	3586.000 ¹⁾	3586.000 ¹⁾	3586.000 ¹⁾	311	

Accessories										
Components	For busbars mm	Approvals	Packs of	Model No. SV			Model No. SV		Page	
Busbar connectors for single connection	12 x 5 - 15 x 10	RU	3	9350.075	9350.075	9350.075	9350.075	-	313	
	20 x 5 - 30 x 10	RU	3	9320.020	9320.020	9320.020	9320.020	9320.020	313	
Busbar connectors for baying connection ²⁾	20 x 5 - 30 x 10	RU	3	9320.030	9320.030	9320.030	9320.030	9320.030	313	
Busbar cover section Length: 1000 mm/section	12 x 5 - 30 x 10	RU	10	3092.000	3092.000	3092.000	3092.000	3092.000	311	
	12/15 x 5	RU	4	9350.010	9350.010	9350.010	9350.010	9350.010	311	
	12/15 x 10	RU	4	9350.060	9350.060	9350.060	9350.060	9350.060	311	

¹⁾ To order the tin-plated version, please add extension .200 to the Model No. Delivery times available on request.

²⁾ Connection from enclosure to enclosure (TS 8)