



### Enclosure connectors

**adjustable**

Between Command Panels, terminal boxes, compact enclosures and horizontal or vertical surfaces. Pre-mount the connector halves on both sides, screw together and secure with a locking screw, and/or adjust the angle of rotation.

**Rotation range:**  
±105° with 7.5° stepped increments.

**Material:**  
Die-cast zinc, powder-coated

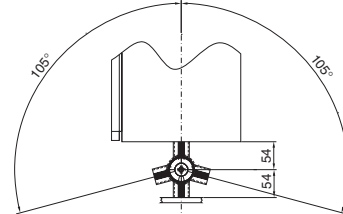
**Colour:**  
RAL 7035

**Supply includes:**  
Assembly parts for both sides.

Packs of	Model No. CP
1 set	6016.200

**Note:**

The locking screws may be exchanged for standard, commercially available clamping levers (M10 x 50 mm).



### Frame connector, adjustable for Comfort Panel

Between the operating and keyboard housing and horizontal or vertical surfaces.

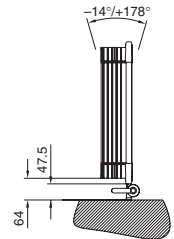
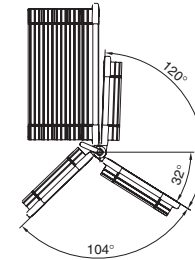
**Rotation range:**  
Adjustable via teeth in 8° increments, see drawing.

**Material:**  
Die-cast zinc, powder-coated

**Colour:**  
RAL 7024

**Supply includes:**  
Assembly parts and clamping levers for both sides.

Packs of	Model No. CP
1 set	6005.500



### Wall mounting bracket

**vertically hinged**

Between the Compact Panel and horizontal or vertical surfaces.

**Rotation range:**  
180° adjustable on a 7.2° pitch pattern.

**Material:**  
Wall mounting bracket: Sheet steel  
Knurled screw: Steel with plastic knurled handle

**Supply includes:**  
Locking screw and assembly parts for mounting on the Compact Panel.

Packs of	Model No. CP
1 set	6341.000

